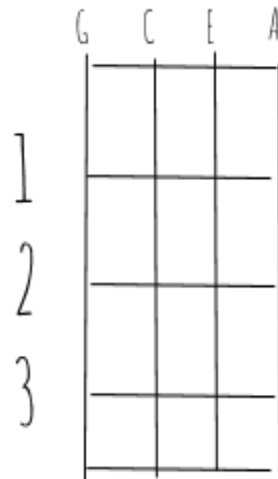


Hey, y'all! I hope you find this little PDF of the beginner ukulele chords that I made helpful in nourishing your musical passion! Let me know if you have any questions and I will try my best to answer them! I have been playing the ukulele for about a year and some so I am still learning just like you! Enjoy uke-ing out! ~~~~ xoxo Yumi



This is a chord diagram.

The letters on top are the string notes.

Make sure your ukulele is in tune before starting!

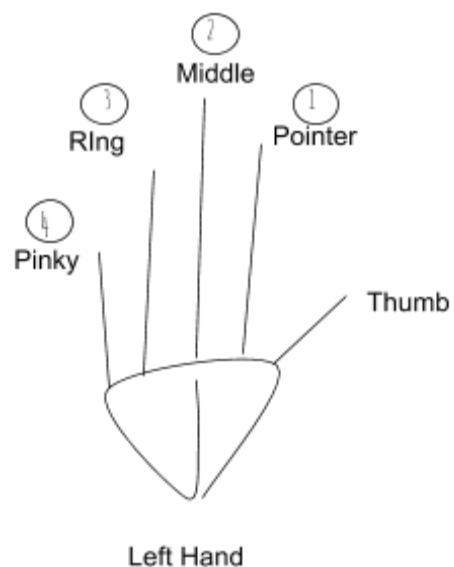
The numbers on the side are the fretboards that divide it into segments.

So, when I say "first fret/second fret" I mean the first segment/second segment where the fretboards divide.

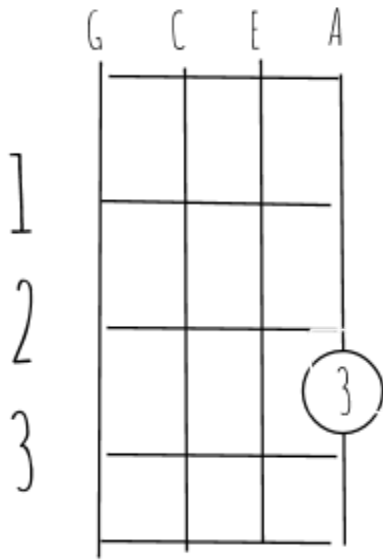
As you will see on the chords below, there are bubbles with numbers in them. Those are the positions of what fingers should be placed on the strings.

Please refer to the hand diagram I drew.

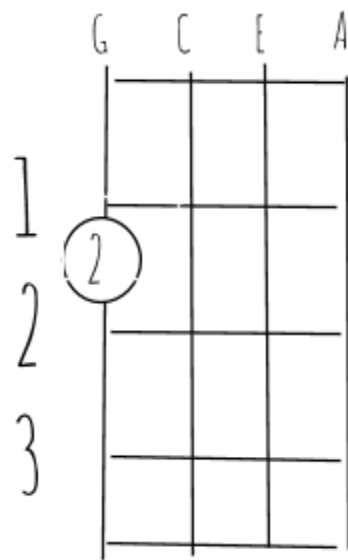
Now that you have completed a crash course on how to read chord diagrams, enjoy!



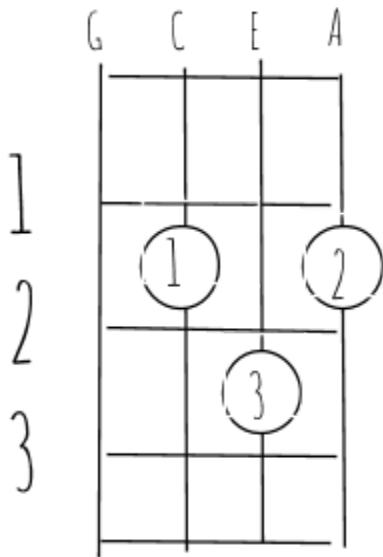
C



A_m



G



F

